

10

Stories of Embedded Analytics Success

Use cases, outcomes, and ROI in organizations around the world



Insight everywhere you need it – exactly how you want it.

Trying to use data to lead in your industry? With embedded analytics, you can empower everyone in your workforce to make transformative discoveries every day – right in the course of their everyday tasks.

Add insight wherever your organization needs it: in your infrastructure and commercial apps, your business processes, your websites, and your portals. Rather than limiting analytics to IT or a team of analysts, you can spread it to every employee, every process, and every device – wherever decisions are made.

In the following pages, you'll see the stories of 10 organizations using Qlik's embedded analytics to increase the value of their products, boost the efficiency of their processes, amp up customer and partner satisfaction, and more.





The United Nations is a global organization of member states confronting common challenges, managing shared responsibilities, and exercising collective actions in the quest for a peaceful, inclusive, and sustainably developing world. The UN Office of Information and Communications Technology is using Qlik to:

- Provide public access to easy-to-use visualizations of complex statistics and other information
- Inform joint analysis of sustainable development data to drive prompt action

This partnership is part of the Qlik Corporate Social Responsibility program Change Our World, which provides software and services to make the good work of humanitarian organizations even better.

Comtrade Analytics

The latest trade data

Data Portal for Minimum Set of Gender Indicators

Presents key global gender statistics

Security Council Highlights

Analyzes the findings of 245 meetings, 64 adopted resolutions, and 26 presidential statements

378% revenue growth

in one year

“We need an analytical platform that will constantly push the envelope. Qlik’s commitment to research and development means continual updates and new features. This progressive thinking, paired with Qlik’s open API, makes it simple to build more features into our BI product to meet the emerging needs of our customers.”

PAUL SCHMIDT, CHIEF PRODUCT OFFICER, MSL SOLUTIONS LTD.



MSL Solutions provides point-of-sale and value-added services – including inventory and mobile ordering, customer engagement, and marketing – to venue operators and member-based organizations in sports, leisure, and hospitality.

Embedding Qlik provides a layer of BI and analytics that:

- Allows customers to ask questions and instantly get answers
- Provides customers with insights far beyond outmoded reports-based approaches
- Can grow and scale along with MSL Solutions’ global expansion
- Are continually updated by a vendor committed to R&D

INTIMO

Intimo, one of Australia's and New Zealand's leading lingerie brands, has transformed lingerie shopping by delivering a personalized fit-and-measure service.

By embedding Qlik across its internal systems – including sales performance, warehouse, logistics, and invoicing – Intimo has:

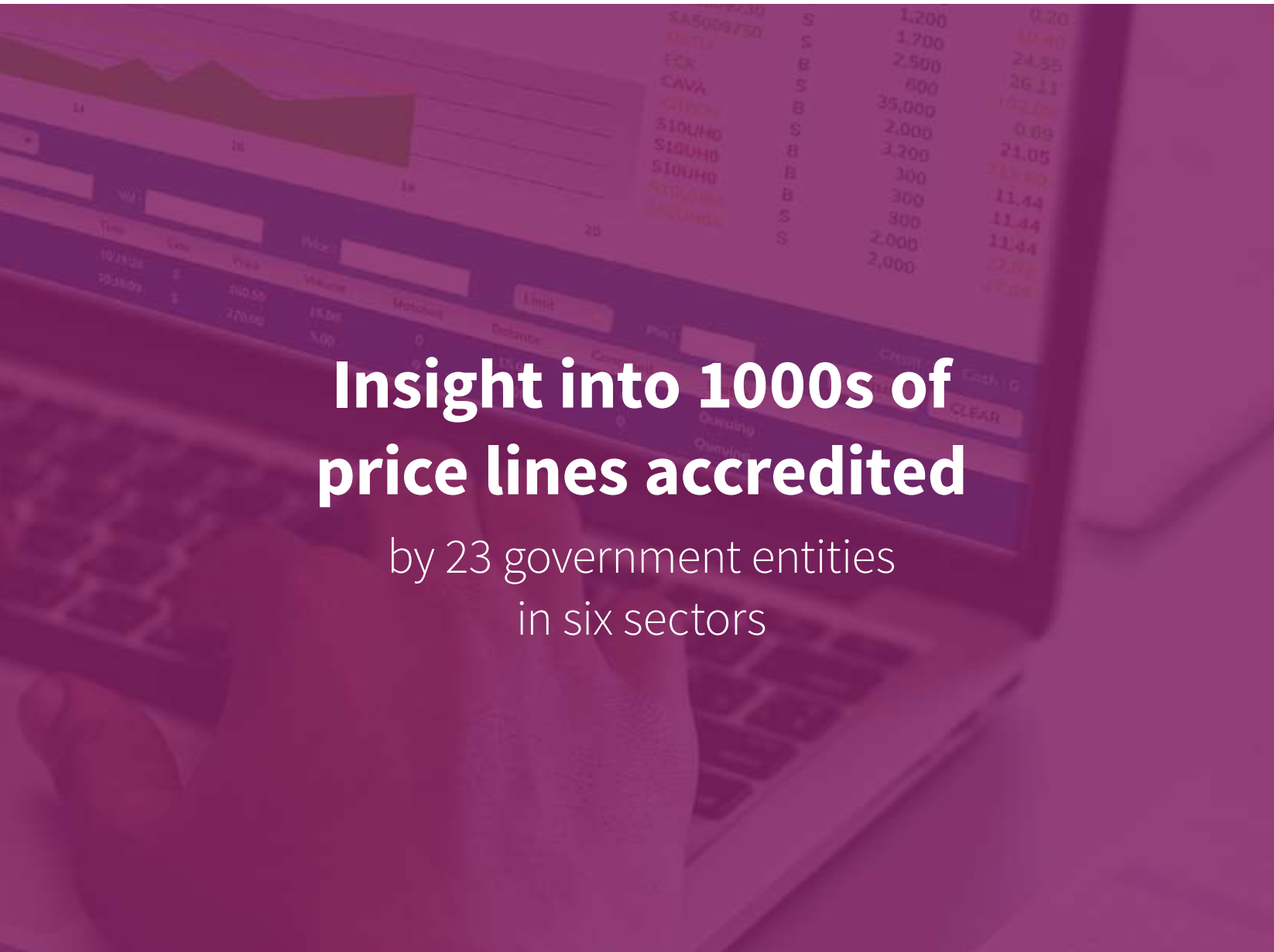
- Provided decision-makers with timely, accurate information wherever they need it, via mobile
- Eliminated expensive customer service calls
- Paved the way for predictive analytics to help expand the business

“**[LED screens] in the warehouse serve up real-time KPIs for the staff's requirements on garment-picking. The embedded control on the web page, which is presented on the LED screens, keeps track of their performance.**”

KEL WEST, DIRECTOR, INTIMO



25 metrics visualized live
for executives and warehouse managers



Insight into 1000s of price lines accredited

by 23 government entities
in six sectors



With Qlik, the Dubai Office of Finance has become the first government entity in the Middle East to use an analytics platform to build open data systems. Charged with supervising all government financial and accounting affairs and issuing consolidated financial statements for The Emirates' government, the DOF uses Qlik to:

- Deliver intuitive data analytics to constituents through the Government Service Prices Portal
- Provide public transparency around tariffs and fines approved by the Dubai government

“We were so keen to implement the Government Service Prices Portal project to provide the prices of all government services in all its categories and in the various revenue channels, building on the principles of openness and transparency which we abide [by].”

HUDA HAMDAN AL SHAIKH, DIRECTOR OF TECHNICAL SUPPORT AND DEVELOPMENT DIVISION, DOF

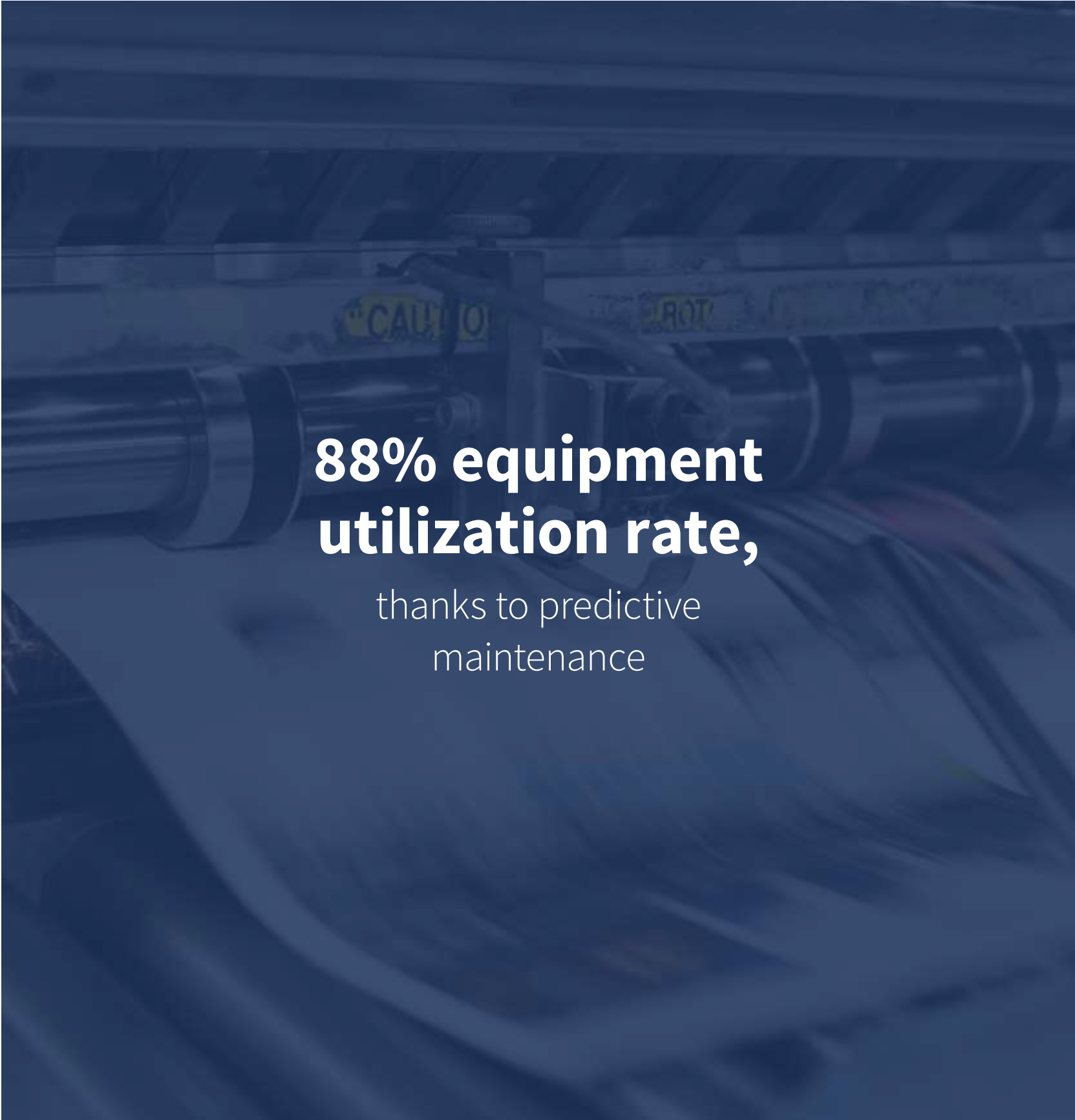
SCREEN

SCREEN Graphic and Precision Solutions supplies printing-related equipment. Its Qlik-powered support program, TRUST Network Service, combines equipment monitoring, machine-to-machine log data analysis, predictive analysis, and more to:

- Optimize equipment function and use
- Support efficient operations for customers
- Associate equipment logs with customer and product data to create services the company can upsell
- Improve support responses

“Qlik delivered a productive preventive maintenance solution that contributed substantially to equipment stability and efficient operations.”

SATOSHI YOSHIDA, GENERAL MANAGER, SERVICE BUSINESS DEPARTMENT, SERVICE DIVISION, SCREEN GRAPHIC AND PRECISION SOLUTIONS CO., LTD.



88% equipment utilization rate,
thanks to predictive maintenance

3 hours to complete analysis

that would take one officer 43 years



Skåne County Police Authority is one of Sweden's largest police departments, with 2,390 officers and 900 staff covering five municipalities. Intelligence-led policing improves effectiveness, delivers savings, and supports investigation and decision-making by allowing departments to:

- View and analyze data from disparate sources on desktops and mobile
- Plot crime trends dynamically on maps in near-real time
- Perform what-if analyses
- Produce victim satisfaction reports

“Speed is of the essence in any police work. With this groundbreaking technology, we can save lives, predict crime, and target antisocial behavior.”

BERTH SIMONSSON, POLICE ANALYST, SKÅNE COUNTY POLICE AUTHORITY



Founded in 2012, Lazada is the leading online shopping and selling destination in Southeast Asia. Lazada embedded Qlik to create an end-to-end ecosystem enabled by best-in-class logistics and payment capabilities. With Qlik, Lazada is:

- Measuring the results of marketing promotions
- Creating targeted campaigns for different shopper segments
- Quickly analyzing the entire supply chain if a merchant has issues with deliveries
- Extending analytics externally to its seller ecosystem

A quote graphic with a dark blue background and a light blue overlay. The text is white and bold. The quote is enclosed in large, stylized quotation marks. The background features faint, artistic sketches of a laptop, a magnifying glass, and various objects.

“Qlik helps us visualize these large amounts of data, allowing us to stay ahead of commercial and operational challenges in the highly dynamic eCommerce business environment. Its ease of use – while maintaining deep-dive capabilities at the same time – makes Qlik the strategic visual analytics platform of choice for Lazada.”

KLEMEN DROLE, CHIEF INFORMATION OFFICER, LAZADA GROUP



Corporater software empowers enterprises to evaluate, manage, and improve their business performance. By white-labeling Qlik into its business management platform, Corporater is:

- Offering a complete suite of business management tools, including BI, that enables its customers to visualize data across business silos
- Delivering a single platform with fast time-to-market
- Empowering customers to explore large volumes of data
- Minimizing development resources to focus on core strengths

“The Qlik Analytics Platform® allows the end user to discover value in their data. It takes data out of the IT department and [puts it] into the hands of the business. Combined with Corporater’s Business Management Platform, we give business people the power to achieve business outcomes.”

TOR INGE VASSHUS, FOUNDER & CEO, CORPORATER

“Qlik enables us to offer a complete platform.”

TOR INGE VASSHUS, FOUNDER AND CEO, CORPORATER



Modernizing Medicine delivers specialist-specific electronic medical records software in the cloud. Embedding Qlik in the front end significantly reduced time-to-market, gave the mobile-first company a solution without the need for dual deployments, and provided the robust security necessary to safely manage medical data.

Qlik’s graphically rich visualizations of key data empower physicians to deliver better medical services by:

- Arming them with of-the-moment information about their patients in the context of medical populations—a perspective that was impossible to gain in the past
- Helping them identify high-risk patients

“It’s data slicing and dicing at its best – but it’s also good medicine.”

ERIN DETTREY, SENIOR PRODUCT MANAGER, ANALYTICS, MODERNIZING MEDICINE

“Qlik Sense® is beautiful. It’s gorgeous. It topped what we could find in the competitors that we brought to the table – and we brought all the big ones to the table. The richness of Qlik’s design and the fact that we’re a mobile-first company: It was a no-brainer.”

ERIN DETTREY, SENIOR PRODUCT MANAGER, ANALYTICS, MODERNIZING MEDICINE

500,000 products from 2,500 brands
hosted on the app



Just Buy Live is India's first and largest e-distribution platform, connecting more than 2,500 brands to mom-and-pop stores and disrupting traditional retail distribution with a dynamic mobile platform. The company embedded Qlik to manage demand, SKU penetration, logistics, and time-to-market.

Qlik allows Just Buy Live to:

- Analyze real-time retailer transaction behavior
- Identify the latest retail trade trends
- Forecast demand
- Provide accurate recommendations to clients across fast-moving consumer goods, mobile, and electronic sectors

“Apart from the internal organization, even our retail brands are benefitting from the apps we built using Qlik.”

SAHIL SANI, CHAIRMAN AND CEO, JUST BUY LIVE

Embed anywhere. Grow everywhere.



Any use case

Embed analytics within a business process, an application, an extranet, or a portal. Whatever your need, Qlik has the solution – from mash-ups, widgets, and extensions to fine-grained APIs.



Complete customization

Our modern data analytics platform gives developers total flexibility to build, extend, and combine Qlik with an array of other technologies. And our broad set of APIs enables you to create innovative, differentiated analytics and unlimited customizations within a third-party platform or application.




Limitless growth

Wherever you are in your growth, we support you. And we stay by your side as you expand into additional use cases, including portals, websites, and commercial applications.

Our expertise. Your advantage.

Qlik end-to-end data analytics platform is the only one on the market that allows for open-ended, curiosity-driven exploration, giving everyone – at any skill level – the ability to make real discoveries that lead to real outcomes and transformative change.

Take advantage of our industry-leading data analytics platform, purpose-built to embed intelligence anywhere. With 48,000+ customers and 1700+ partners in 100+ countries around the world, we bring 25 years of experience living and breathing every facet of business intelligence to everything we do – including embedding analytics with your business.





Not just world-class analytics. World-class everything.

Comprehensive education and resources

As your BI partner, we paint a clear picture of how embedded analytics benefit you. We provide you with the tools you need to be successful right out of the gate. Our [partner community](#), [developer site](#), and [community forum](#) are at your fingertips. And you can always contact us, at any time, for any reason.

Exceptional developer support

We offer a broad set of APIs, a flexible and extensible data analytics platform with the Qlik Associative Engine at its core, open-source extensions, and charting libraries for you to integrate and deploy analytics as quickly as possible. Plus, our [developer sandbox](#), [developer community](#), and [tutorials](#) give developers the support they need to explore, grow, discover innovative solutions, and contribute to open-source projects.